

Taurus 4200 Series

The ultimate choice in safety, convenience and quality

4200 Series
25 Gauge
1 3/4" Sections



Safety, Convenience, Quality

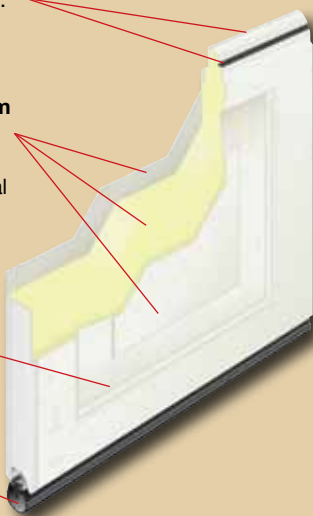
The Hörmann Taurus 4200 stands out from the rest, with premium quality craftsmanship, highly effective insulation, and Hörmann's exclusive standard safety features. The virtually no-maintenance Taurus 4200 comes with superior insulating polyurethane insulation that gives your door an **R-Value of 16.1** and features between section seals. Choose from a range of options to complement the beauty and value of your home.

Deep tongue and groove section joint contribute to the door's **excellent strength**. Intermediate seals prevent air infiltration, which enhances the **insulation** properties.

Environmentally friendly **polyurethane foam core** is enclosed by **25 gauge galvanized steel** on the inside and outside. This provides maximum insulation for substantial energy savings and ultimate panel stability for luxuriously quiet door operation.

Well-defined panel embossments, easy to clean **Rainslope™** woodgrain texture, galvanized and **finish painted steel** provide years of trouble-free performance and beauty.

The bottom weather seal **keeps out wind, rain, debris and other elements** for added energy savings.



*Ask your dealer for details

Choose your own design



Traditional



Ranch



Country



Flush

Extreme Package Available with..

- Commercial grade hardware & roller holders
- 3" heavy duty struts & extended cycle spring
- Limited lifetime warranty on sections, hardware and springs



Windload Certified to Minimum 90MPH

Ask your dealer for details

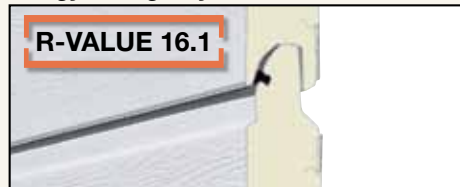
Hörmann Special Features

FingerGuard™ Pinch Resistant



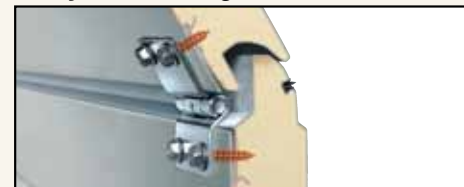
The FingerGuard™ section joint and hinges provide air-tight seal and prevent finger injuries inside and outside.

Energy Saving Polyurethane Insulation




Hörmann's environment-friendly 100% CFC & HCFC free injected polyurethane core provides the best possible insulation for maximum energy efficiency.

Firmly Screwed Hinges



Taurus 4200 series door hinges are firmly screwed through 4 layers of steel for reliable operation and long lasting service life of your garage door.

Choose the color which best suits your home



**Available except Country Design & Ranch Design in 10ft. width
All colors shown as accurately as printing technology allows.*

Specifications

Series	Taurus 4200
Steel Thickness	25 ga.
Section Thickness	1 3/4 in.
R - Value	16.1
Polyurethane Core Insulation	Standard

Panel Designs	
Traditional	Standard
Ranch	Standard
Country	Standard
Flush	Standard

Available Colors	
White	Standard
Sandstone	Standard
*Almond	Standard

**Almond color not available in "Country" design*

Standard Warranty	
Sections	Limited Lifetime
Hardware	7 years
Extension Springs	3 years
Torsion Springs	7 years

Extreme Package Warranty	
Sections	Limited Lifetime
Hardware	
Torsion Springs	

Please call us at 1-877-OK-HORMANN (1-877-654-6762) for more details.

Select your favorite window design



Standard



Cross



Cathedral



Diamond



Full Sunrise



Cross Arch (Not available in Almond color)



Sunrise



Insulated and non-insulated Duratec® windows are available

Short raised panel window designs are not available for Taurus 4200 Country panel design doors.



The advanced technology in SilentDrive® garage door openers provide:

- Ultra quiet performance
- Unique safety features
- Maximum convenience



AVAILABLE FROM:



Call us ► 1 877 OK HORMANN (1-877-654-6762)

Hörmann LLC, 5050 Baseline Road, Montgomery, Illinois 60538
Phone: 630-859-3000 Fax: 630-859-8122
Email: info@hormann.us www.hormann.us



Everything you've always wanted in a garage door, and more.

